



2st Half Yearly Monitoring Report 2012
of
MANIPUR UNIVERSITY
(Monitoring Institute SarvaShikshaAviyan, ManipurUniversity)
MI/SSA/MU

Nodal Officer
DR. L. LEIREN SINGH
Head Education Department,
ManipurUniversity

On
MDM for the State of
MANIPUR

Period: *1st April 2012 to 30th September 2012*

District Covered
Senapati District
and
Tamenglong District

2012

REPORT ON MONITORING AND SUPERVISION

Period : 1st April 2012 to 30th September 2012
Name of State : Manipur
Name of MI : Department of Education,
Manipur University, Canchipur
Districts : Senapati and Tamenglong Districts

Name of Districts Visited:

Name of District	Total No. of School	No. of Schools visited
Senapati District	678	40
Tamenglong District	300	40



CONTENT

	Acknowledgement	
	Senapati District Map	
	Tamenglong District Map	
		Page No.
1	Senapati District	5-14
2	Executive Summary of MDM Senapati District	15-19
3	Tamenglong District	20-33
4	Executive Summary of MDM Tamenglong District	34-38
5	Overall performance Score card	39-40
6	Charts giving detailed information about various MDM intervention	41-42
7	Photo Plates Senapati District	Annexure I
8	Photo Plates Tamenglong District	Annexure II
9	List of sample Schools Senapati District with DISE Code	Annexure III
10	List of sample Schools Tamenglong District with DISE Code	Annexure IV
11	Table of Sample schools giving detailed information about MDM Senapati District	Annexure V
12	Table of Sample schools giving detailed information about MDM s Tamenglong District	Annexure VI

**DEPARTMENT OF EDUCATION
MANIPURUNIVERSITY, CANCHIPUR**

Acknowledgement

The present SSA monitoring report covers 2 (two) hill districts of Manipur namely Senapati and Tamenglong. The number of persons to whom I owe my gratitude for the successful completion of this monitoring report of Mid-Day-Meal (MDM) scheme for the 2nd phase of the second year 2012 in the 2 (two) districts of Manipur for the period 1.4.2012 to 30.09.2012. This work had been undertaken for the effective implementation of the centered sponsored scheme of SSA with the help of MDM with community participation for achieving the objectives of Universalisation of Elementary Education (UEE) for children in the age group 6-14 years without the problem of hunger and malnutrition.

I would like to acknowledge the helping hand of the State Project Director (SPD), State Mission Authority, Manipur and his staff, ZEO Senapati, Sadar Hill and Tamenglong along with their staff members in-charge of MDM

Canchipur,
The 2nd January 2013

(Dr.L.Leiren Singh)
Nodal Officer, M.I., SSA
Deptt. Of Education,
ManipurUniversity
Canchipur.

MID-DAY-MEAL

DISTRICT -1 : SENAPATI

1. Regularity in serving Meal

Table 1.1. Regularity in serving MDM

Serving MDM	No. = 40	%
Regular	-	-
Irregular	22	55%

Table 1.1 reveals that 55% of the schools are unable to serve MDM regularly due to untimely release of the food grains to the schools.

Table 1.2. Schools serving MDM during the monitoring period

MDM	No. = 40	%
Serving	22	55%
Not serving	18	45%

Table 1.2 reveals that 55% of the sample schools served MDM even though foodgrains were not received during the monitoring period. i.e. April, 2012 – June 2012. The Headmasters of these schools arranged MDM on credit from nearby grocery shops, whereas 45% of the schools did not serve MDM during the monitoring period as foodgrains were not received for the period i.e. April 2012 – June 2012.

The range of serving MDM in 22 schools are;

- (a) 5-10 days – Horton LPS and Kamuching Jr. H/S(2 schools)
- (b) 11-15 days – Katomei Centre P/S, Shajouba UJB school, Taphou Naga UJB School, Mao Maram H/S, Purul govt. Hr. Secondary School, Tungjoy Boy P/S, Sardar Patel H/S, Mao P/S, Purul Akutpa UJB School, Chingmang Govt. Jr. H/S, Tungjoy Jr. H/S, Tunggam Govt. UJB School, ThingbaKhunou P/S and Maram Hindi UJB school(16 schools)
- (c) 16-20 days – Oinam Hill Government H/S, ThingbaKhunou Jr. H/S, Maram Hindi Aided Jr. H/S and Saranamai UJB school(4 schools)

The name of 18 schools not serving MDM are; Koide Beso LPS, IrongNgoubikhong LPS, BungteKhullen Aided P/S, R.K.Sanjaoba Aided P/S, Khunkho UJB School, KangchupChiru UJB/S, Ponlien Jr. H/S, DolangKhunou Jr. H/S, Haokhongching P/S, Nongchup Haram Jr. H/S, Kalapahar Jr. Govt. H/S, TaphouKuki UJB school, Keithelmanbi UJB school, Sadar Hills Model Jr H/S, Saraswati Hindi JB School, Gamnomphai UJB Schools, Maram Jr. H/S and TumnoupokpGovt. Jr. H/S

2. Regularity in Delivering Foodgrains to School Level:

2.1 Regularity in Delivering Foodgrains to school level

Delivering foodgrains	No. = 40	%
Regular	-	-
Delay	40	100%

Table 2.1 reveals that 100% of the sample schools visited by the M.I. did not receive foodgrains regularly. Hence, MDM could not be served as per the stipulation of the scheme. One of the reasons for delaying in delivering of foodgrain is bad road communication system and distance of the schools from the district Headquarter.

3. Regularity in Delivering Cooking cost to school level:

3.1 Regularity in Delivering Cooking cost to school level

Delivering cooking cost	No. = 40	%
Timely	-	-
Delay	40	100%

Table 3.1 reveals that none of the sample schools visited received MDM cooking cost in time. As a result of this situation, Headmasters of all the sample schools faced a lot of problems in the arrangement of MDM, even if they wanted to maintain regularity in serving MDM.

3.2 Mode of payment of Cooking Cost to Schools

Mode of payment	N=40	%
Cash	-	-
Banking channel	40	100%

Table 3.2 reveals that 100% of the sample schools received the cooking cost through banking channel. But there is delay in delivering cooking cost to the schools. Hence, MDM could not be served as per the stipulations of the scheme.

4. Social Equity:

Table 4.1 Social Equity

Discrimination	N = 40	%
Yes	-	-
No	40	100%

Table 4.1 reveals that in all the sample schools visited, there is no gender or caste or community discriminations in cooking or serving or making seating arrangement for the purpose of MDM.

Table 4.2 Serving and Seating Arrangement for eating

Mode of arrangement	No. = 40	%
Floor	29	72.5%

Bench and Desk	8	20%
Ground	3	7.5%

Table 4.2 reveals that in 72.5% of the sample schools, the serving and seating arrangement for MDM was done on floor, 20% schools arranged on Bench and Desk, whereas 7.5% schools arranged on the ground.

5. Variety of Menu:

Table 5.1 Displayed weekly Menu

Display	No. = 40	%
Yes	4	10%
No	36	90%

Table 5.1 reveals that 90% of the schools did not display their weekly menu at a place noticeable to community, whereas, 10% of the schools displayed weekly menu at a place noticeable to the local community. The 4(four) Schools under these category are-Taphou Naga UJB School, Tungjoy Jr. H/S, Sadar Hills Model Jr. H/S and Mao P/S.

5.2 Decision taking authority of the Menu

Authority	No. = 40	%
Headmaster	30	75%
Cook	-	-
Headmaster and cook In consultation	10	25%

Table 5.2 reveals that in 75% of the sample schools, the headmasters decide the menu for MDM, whereas in 25% of the schools the headmaster and cook decide the menu jointly.

Table 5.3 Types of Food served

Types of food	No. = 40	%
Same type	-	-
Variety	40	100%

Table 5.3 reveals that in 100% of the sample schools visited, variety of foods are served for MDM. The foods include rice, dal , vegetable, while meat, fish and eggs are also included sometimes in the food items.

6. Quality and quantity of food grains:

Table 6.1 Quality of food grains

Quality	N = 40	%
Poor	1	2.5%
Satisfactory	6	15%
Good	33	82.5%
Very good	-	-
Excellent	-	-

Table 6.1 reveals that 82.5% of the sample schools received good quality foodgrains, 15% schools received satisfactory quality foodgrains, whereas 2.5%

school received poor quality foodgrains. The name of the only school receiving poor quality food grains is TaphouKuki UJB school.

Table 6.2 Quantity of food grains

Quantity	N = 40	%
Adequate	8	20%
Inadequate	32	80%

Table 6.2 reveals that 80% of the sample schools visited received inadequate quantity of foodgrains, whereas 20% of the schools received adequate quantity of foodgrains in Senapati District.

7. Coverage under the School Health Programme:

Table 7.1 School Health Card Maintained

Maintaining SHC	N = 40	%
Yes	-	-
No	40	100%

Table 7.1 reveals that none of the schools visited maintained School Health Cards for children under the National Rural Health Mission undertaken by the Department of Health and Family Welfare, Govt. of Manipur. None of the schools have also given micronutrients (Iron, Folic Acid, Vitamin – A dosage) and deworming medicine periodically.

8. Status of Cooks:

Table 8.1 Schools having Cook-cum-helper

Cook-cum-helper	N = 40	%
Yes	14	35%
No	26	65%

Table 8.1 reveals that all the sample schools had the facility of cooks in the school. But out of 40 sample schools, 35% schools have the facility of cooks and helpers as per Govt. of India norms, whereas 65% of the schools have no facility of helpers. Remuneration paid to them was Rs. 1500/- per month but payment was irregular giving untold miseries to the poor cooks and cook-cum-helpers.

Table 8.2 Social Composition of cooks-cum-helpers

Category	N = 40	%
SC	-	-
ST	40	100%
OBC	-	-
General	-	-

Table 8.2 reveals that in 100% of the sample schools, the cooks are belonging to ST category as the district is predominantly ST District of Manipur.

9. Infrastructure:

Table 9.1 Types of kitchen shed

Types of kitchen shed	N = 40	%
Kuccha	16	40%
Semi-pucca	-	-
No kitchen	24	60%

Table 9.1 reveals that 60% of the sample schools visited have no kitchen sheds, whereas 40% of the schools have kuccha kitchen. Most of the kitchens were in poor condition. None of the schools have store-rooms in the kitchen. However as per the report of the Government of Manipur, there is an excess of 99 kitchens in the state. MDM logo is not used in all the kitchen sheds of SSA schools of Senapati District

Table 9.2 Availability of utensils of MDM

Utensils	N = 40	%
Adequate	8	20%
Inadequate	32	80%

Table 9.2 reveals that 20% of the sample schools visited have adequate utensils for cooking and serving food, whereas 80% of the sample schools are not having adequate utensils for cooking and serving food. As per the report of the State Govt. there is excess of utensils in 400 schools.

Table 9.3 Types of water used for cooking and drinking purposes

Category	N = 40	%
Pipe water	13	32.5%
Well water	3	7.5%
Stream water	29	57.5%
Pond water	1	2.5%

Table 9.3 reveals that 57.5% of the sample schools visited used stream water for cooking and drinking purposes, 32.5% of the sample schools used pipe water for cooking and drinking purposes, 7.5% of the sample schools used well water, 2.5% of the sample school used the pond water.

Table 9.4 kinds of fuel used for cooking

Type of fuel	N = 40	%
Firewood	40	100%
Gas based	-	-
Kerosene Stove	-	-

Table 9.4 reveals that 100% of the sample schools visited used firewood as fuel for cooking purposes.

10. Safety and Hygiene:

Table 10.1 Safety and Hygienic Measures

Safety and Hygienic measures	N = 40	%
Yes	18	45%
No	22	55%

Table 10.1 reveals that 45% of the sample schools visited are having the safety and hygienic environment for the children, whereas 55% of the sample schools are not having safety and hygienic environment for the children.

11. Community participation:

Table 11.1 community participation and Awareness

Mode of participation	N = 40	%
Participative	31	77.5%
Non participative	9	22.5%

Table 11.1 reveals that in 77.5% of the sample schools visited, SMC members are looking after in the form of supervision and monitoring of the MDM programme for its effective implementation, whereas in 22.5% of the sample schools, SMC members are not properly looking after the MDM programme implementation to suggest remedial measures for improvement. It is due to lack of awareness of the community. Actually SSA programme will have to be implemented effectively with community participation.

12. Inspection and Supervision of MDM programme:

Table 12.1 Inspection and supervision

Inspection and supervision	N = 40	%
Yes	28	70%
No	12	30%

Table 12.1 reveals that in the sample schools visited, 70% of the schools have been inspected for ascertaining the work for actual implementation of MDM programme by Block level officials, whereas 30% of the schools have not been inspected by Block level officials.

13. Impact:

Table 13.1 Impact of MDM

MDM impact	N = 40	%
Enrollment	35	87.5
Improvement in General well being	-	-
Nutritional Status	5	12.5%

Table 13.1 reveals that 87.5% of the schools have the benefit of improvement in enrolment and attendance of children in schools, whereas 12.5% of the sample schools improved the nutritional status of the children. None of the schools have the impact for improvement in general well being of the students.

EXECUTIVE SUMMARY

MID-DAY-MEAL

DISTRICT -1 : SENAPATI

1. Regularity in serving Meal:

MDM is not implemented in all the sample schools, during the period of M.I school visit i.e April, 2012-June, 2012 as foodgrains were not released in the Senapati District. Due to this reason, some of the sample schools could not serve MDM. But 22 schools served MDM even though foodgrains were not received. The Headmasters of these schools arranged MDM on credit from nearby shops.

The range of serving MDM in these 22 schools are:-

- (i) 5-10 days: Horton L.P.S and Kamuching Govt. Jr H/S.
- (ii) 11-15 days: Katomeicentre P/S, Shajouba UJB school, Taphou Naga UJB School, Mao Maram H/S, Purul Govt. higher Secondary School, TungjoyKhunou Aided LPS, Paomata H/S, Tungjoy P/S, Sadar Patel H/S, Mao P/S, PurulAkutpa UJB School, Chingmang Govt. Jr. H/S, Tungjoy Jr. H/S, Tunggam Govt. UJB School, ThingbaKhunouP/S and Maram Hindi UJB School
- (iii) 16-20 days: Oinam Hill Government H/S, ThingbaKhunou Jr. H/S, Maram Hindi Aided Jr. H/S and Saranamai UJB School.

2. Regularity in Delivering Food grains to School level:

During the Monitoring period, there is delayed in delivering foodgrains to school level. As the MDM functionaries were not in a position to release the food grains in time and none of the Schools have the buffer stock of one-month requirements for maintaining regularity in the feeding programme MDM could not be served regularly. The quality of goodgrain supplied was not as per the marked/indicated weight. The quality of foodgrain is good in 82.5% of the schools, satisfactory in 15% of the schools and poor in 2.5% of the school within the sample schools.

3. Regularity in delivering cooking cost to school level:

All sample schools did not receive cooking cost regularly. There is delayed in delivering cooking cost causing disruption in feeding programme and its effective implementation. The school authority sometime arranged MDM regularly on credit from nearby shops, specially in Senapati Block. The cooking cost is paid through banking channel as a rule.

4. Social Equity:

There is no gender or caste or community discriminations in cooking or serving or seating arrangements among the children. The system of serving and seating arrangements for providing MDM is on the floor in majority of the sample schools.

5. Variety of Menu:

4(four) schools have displayed its weekly menu at a place noticeable to community. The name of these schools are;- Taphou Naga UJB, Mao P/S, Tungjoy Jr. H/S and Sadar Hill Model Jr. H/S. Head teachers and cooks decided the menu of MDM programme. All the schools served a variety of food. The food items served in the schools are rice, dal/ pulses, seasonal green vegetables, sometime eggs and meat.

6. Quality and Quantity of Meal:

Feedbacks received from children on quality and quantities of Meal are poor and inadequate. Children were not happy on MDM scheme implemented in their respective schools.

7. Coverage under School Health Programme:

None of the schools maintained Health card for children studying in those sample schools, under the scheme of National Rural Health Mission undertaken by Department of Health and Family welfare, Govt. of Manipur. None of the schools have given micronutrients (iron, folic acid, Vitamin – A dosage) and de-worming medicine periodically. The matter should be taken care of for enhancing health status of the children by all possible means.

8. Status of cooks:

In the sample schools visited, 26 schools got the services of the cooks and 14 schools are getting the help of cook-cum-helpers. They are appointed by ZEO. The cooks- cum- helpers are belonging to ST category. The numbers of cooks and helpers engaged in the schools are as per Government of India norms. But there is one schools which appointed the cook against the MDM guidelines. The name of school is Kangchup Chiru UJB school in which the cook is the wife of village chief. The 3(three) schools which have male cooks are – Taphou Naga UJB school, Mao P/S and Maram Hindi Aided Jr. H/S.

The school having the cooks–cum-helpers are -Shajouba UJB/S, Maram Hindi UJB/S, Purul Govt. Higher Secondary school, Taphou Naga UJB School, Mao P/S, Tungjoy Boys P/S, Tungjoy Jr. H/S, Purul Akutpa UJB/S, Tumnoupokpi Jr. H/S, Saraswati Hindi UJB School, Taphou Kuki UJB/S, Keithelmanbi UJB/S, Sadar Hill Model Jr. H/S and Gamnomphai UJB School. The remuneration paid to cooks and cooks-cum-helpers are delayed. It causes disruption in the feeding programme of the children in SSA schools

9. Infrastructure:

None of the schools have the pucca kitchen shed-cum-store rooms. 24(twenty-four) schools are not having kitchen sheds. The food is being cooked in classroom or cooks' home. The food grains/other ingredients are being stored either in office room, head teacher home, SMC convener's house and cook's house. For cooking

and drinking purposes, pipe water, stream water, well water and pond water are used. Hence water problem is not there in Senapati district. The utensils are available for cooking food, but the schools are facing the problem of inadequate utensils for both cooking and serving food in the school.

The name of schools which have the adequate utensils for cooking and serving food are- Taphou Naga UJB school, Chingmang Jr. H/S, R.K.Sanjaoba Aided P/S, Haokhongching P/S, Kalapahar Jr. H/S, Maram Jr. H/S, Tumnoupokpi Jr. H/S and Saraswati Hindi JB School. Firewood is used as fuel in all the sample schools for cooking purposes.

10. Safety and Hygiene Measures:

General impression of the environment, safety and hygiene of the school in primary level is poor, at upper primary level, it is fair. The head teacher and other teachers make children aware of and encouraged them to wash their hands before and after taking the MDM for hygienic purposes. All the children had taken the meal in an orderly manner. The cooking process and storage of fuel are safe and there is no danger of posing any fire hazard in schools.

11. Community participation and awareness:

The extent of participation by SMC/SMDC members being occasional, their supervision of the MDM feeding programme is casual. The parents/Community members were aware of the benefits of MDM programme. However general awareness about the overall implementation of MDM programme at primary level as observed by the MI is satisfactory, but at the upper primary level it is not satisfactory.

12. Inspection and Supervision:

The Mid-Day-Meal programme has been inspected occasionally by the Block level officers. But the frequency of such inspections for MDM is not upto the expected intervals.

13. Impacts of Mid-Day-Meal:

In the district of Senapati, MDM scheme improved children enrollment, physically developed them, improve their health and hygienic ways of life leading to all round development in the overall progress of students.

MDM programme motivated the children to mix up with all sections of society. It is also a part of supplementing diet and enrich nutritional values for children.

14. Issue Relevant to MDM Implementation:

- a) Cooking cost, food grains and cooks' and cook-cum-helpers' remuneration must be given simultaneously to ensure proper implementation of the scheme.
- b) Store-rooms for foodgrains/other ingredients should be made available in schools.
- c) Monitoring of the feeding programme by external agencies must be carried out regularly.
- d) Hardships faced by schools due to shortage of utensils at the time of serving MDM should be avoided.
- e) Schools Health Card should be properly maintained for the welfare of the children.

**TAMENGLONG DISTRICT
MID-DAY MEAL (MDM) PROGRAMME**

Table 1.1 Regularity in Serving meal:

Mode of serving	N=40	%
Regular	36	90%
Irregular	-	-
Not supply MDM	4	10%

Table 1.1 reveals that 90% of the sample schools visited were regularly serving hot cooked meals, whereas 10% of the sample schools were not providing Mid-Day-Meal. The name of schools are; 1 (one) Kasturba Gandhi BalikaVidyalaya (KGBV), 2 (two) National Programame of Education for girls at Elementary Level (NGEGELs) and 1 (one) Special Training Centre, Residential Bridge Course (RBC). The reason is due to the nature of the intervention. The numbers of Mid-Day-Meal (MDM) being served during 6(six) months period in the 36 (thirty six) sample schools are at the range of;

i) 1-5 days: 3(three) schools. They are Nungtek Primary School, Oinamlong Junior High School and Tamenglong Higher Secondary School.

ii) 6-10 days: 14 (fourteen) schools. They are Tamei Head Quarter Primary School, Langmei Primary School, Kabonram Primary School, Farmlane Primary School, New-Mandeu Aided Primary School, Gadiaphramlane Lower Primary School, Namlalong Primary School, New-Kaphundai Primary School, Rangkekiulong Primary School, Longchai Lower Primary School, Bhalok Government Junior High School, Haflong Ward No.9 Primary School, Gadialong Government Primary School and Tengkonjang Higher Secondary School.

iii) 11-15 days: 18(eighteen) schools. They are Kahulong Primary school, Akhui Government Junior High School, Inrenglong Primary School, Sonpram Primary School, Oinam Primary School, BhalokKhunou Primary School, Happy-Villa Government Primary School, Tamenglong Headquarter Primary School, Old Tamenglong Junior High School, Khongjaron Junior High School, Model Village High School, Namthan Aided Lower Primary School, New Pallong Primary School, Old-Dialong Primary School, Dialong Junior High School, Raengkhang No-1 Primary School, CharoiChagtlong High School and Lamlaba Government Junior High School.

iv) 16-above days: 1(one) school i.e. Longmai (Noney) Primary School.

v) Mid-Day-Meal (MDM) not provided schools due to the nature of the intervention:

Model Residential High School (Special Training Centre, Residentia Bridge Course(RBC), Kasturba Gandhi BalikaVidyala (KGBV), New Mandeu and 2(two) Model Cluster Schools under National Programme of Education for Girls at Elementary Level (NPEGELs) of Oinanlong Junior High School and Aben Government Primary School.

Table 1.2 Regularity in delivering foodgrains to school level:

Mode of delivering foodgrains	N=36	%
-------------------------------	------	---

Delayed	36	100%
Regular	-	-

Table 1.2 reveals that 100% of the sample schools visited are having the problems of delayed delivering foodgrains to schools.

Table 1.3 Regularity in delivering cooking cost to school level:

Delivering cooking costs	N=36	%
Regular	-	-
Delayed	36	100%

Table 1.3 reveals that 100% of the sample schools visited are having the problems of delay in delivering cooking cost to school level.

Table 1.4 Mode of paying cooking-Cost to Schools:

Channel	N=36	%
Cash	7	19.44%
Banking	26	72.22%
Cheque	3	8.33%

Table 1.4 reveals that 19.44% of the sample schools received cooking cost through cash, 72.22% of the sample schools received cooking cost through banking channel, whereas 8.33% of the sample schools received cooking cost through cheques.

Table 1.5 Social Equity:

Discrimination	N=36	%
Yes	-	-
No	36	100%

Table 1.5 reveals that 100% of the sample schools visited, have no gender, caste and community discriminations.

Table 1.6 System of serving food and sitting arrangements for eating:

Arrangements for eating	N=36	%
Bench and Desk	14	38.88%
Floor	19	52.77%
Both	3	8.33%

Table 1.6 reveals that 38.88% of the sample schools visited adopted bench and desk arrangements for serving food and eating, 52.77% of the sample schools visited have floor arrangements for serving and eating, while 8.33% of the sample schools visited adopted both bench-desk and floor arrangements for serving food and eating purposes. The name of the 3(three) schools are -CharoiChagotlong High School, Bhalok Government Junior High School and Gadiapharmlane Lower Primary School.

Table 1.7 Schools displayed weekly menu at a place noticeable to community

Menu	N=36	%
Display	-	-
Not-display	36	100%

Table 1.7 reveals that 100% of the sample schools visited did not display their weekly menu at a place noticeable to community.

Table 1.8 Deciding of menu

Menu deciding Authority	N=36	%
Head-Master	14	38.88%
Head-Mistress	1	2.77%
Cooks and Teaching staff	1	2.77%
Teaching staff	8	22.22%
SMDC	7	19.44%
SMDC and Teaching staff	1	2.77%
Head master and teaching staff	4	11.11%

Table 1.8 reveals that 38.88% of the sample schools visited decided the menu by the Headmasters, 2.77% of the sample school visited decided the menu by the headmistress i.e. Haflong Ward No-9 Primary School, 2.77% of the sample school visited decided the menu by cooks and teaching staff i.e. New Kaphundai Primary school, 22.22% of the sample schools decided the menu by Teaching staff, 19.44% of the sample schools visited decided the menu by SMDC, 11.11% of the sample schools visited decided the menu by Headmaster and Teaching staff i.e. Model Village High School, Farmlane Primary School, Dialong Junior High School and CharoiChagotlong High School, whereas 2.77% of the sample school visited decided the menu by SMDC and teaching staff i.e. Old-Dialong Primary School.

Table 1.9 Variety of the food served

Variety	N=36	%
Same typed of food	-	-

Different types of food	36	100%
-------------------------	----	------

Table 1.9 reveals that 100% of the sample schools visited served variety of menu like dal, seasonal vegetables, meat, fish and eggs.

Table 1.10 Daily menu of MDM

Daily Menu	N=36	%
Rice, dal, vegetables	36	100%
Wheat, dal, vegetables	-	-

Table 1.10 reveals that 100% of the sample schools visited served rice, dal, vegetables as daily menu in Tamenglong district SSA schools.

Table 1.11 Quality of foodgrains

Quality	N=36	%
Good	25	69.44%
Poor	5	13.88%
Average	6	16.66%

Table 1.11 reveals that majority of the sample schools visited have good quality foodgrains i.e. 69.44%, 13.88% of the sample schools visited have poor quality foodgrains, whereas 16.66% of the sample schools visited have average quality foodgrains.

Table 1.12 Quantity of foodgrains

Quantity	N=36	%
Adequate	6	16.66%
Inadequate	30	83.33%

Table 1.12 reveals that 16.66% of the sample schools visited have adequate quantity of foodgrains, whereas 83.33% of the sample schools visited have inadequate quantity of foodgrains.

Table 1.13 Coverage under School-Health Programme

Health Programme	N=36	%
Health card maintained	-	-
Not maintaining Health Card	36	100%

Table 1.13 reveals that 100% of the sample schools visited did not maintain health Cards for children studying in those schools under the Scheme of National Rural Health Mission (NHRM) undertaken by the Department of Health and Family Welfare, Government of Manipur.

Table 1.14 Frequency of health Check-up

Frequency	N=36	%
Frequently	-	-
Annually	-	-
Occasionally	-	-
No-health check-up	36	100%

Table 1.14 reveals that 100% of the same schools visited have no facility for health check-up of the students.

Table 1.15 Whether Children are given micro-nutrients (Iron, folic-acid, vitamin A-dosage) and de-warming medicine periodically.

Giving Micro Nutrients	N=36	%
Yes	-	-
No	36	100%

Table 1.15 reveals that none of the sample schools visited have given micro-nutrients (Iron, folic-Acid, Vitamin-A dosage) and de-warming medicine periodically to the children. Such matter should be taken care of an early date.

Table 1.16 Status of Cooks

Category	N=36	%
General	-	-
Scheduled Caste (SC)	-	-
Scheduled Tribes (ST)	36	100%
Other Backward classes (OBC)	-	-

Table 1.16 reveals that 100% of the sample schools visited had the facility of cooks in the schools and all the cooks are belonging to Scheduled Tribes (ST) category as the district is predominantly ST district. Most of the Cooks belonged to the under privileged Class of women, except in Tengkonjang Higher Secondary School, Noney.

Table 1.17 Number of cooks and cooks-cum-helpers engaged in the school as per government of India (GOI) norms.

Cooks And Cooks-Cum-Helpers Engaged	N=36	%
Cooks	12	33.33%
Cook-cum-helpers	24	66.66%

Table 1.17 reveals that 33.33% of the sample schools visited engaged only cooks, whereas 66.66% of the sample schools visited have the facility of both cooks and helpers engaged in the schools as per Government of India (GOI) norms of Mid-Day Meal (MDM).

Table 1.18 Remuneration paid to cooks and cooks-cum- helpers.

Remuneration	N=36	%
Regular	-	-
Irregular	36	100%

Table 1.18 reveals that 100% of the sample schools visited have delayed payment of remuneration of cooks and cooks-cum-helpers. Remuneration paid to them was Rs. 1500/- per month in sharing basis.

Table 1.19 Availability of Kitchen-Sheds

Kitchen-Sheds	N=36	%
Yes	15	41.66%
No	21	58.33%

Table 1.19 reveals that 41.66% of the sample schools visited have kucha kitchen sheds, but kitchen sheds are also in poor conditions, whereas 58.33% of the sample schools visited have no kitchen facility at present. But somehow they managed to cook the MDM either in the house of cooks or headmasters' house or inside the classroom whichever is convenient to the school.

Table 1.20 Storing of foodgrains and other ingredients of Mid-Day-Meal (MDM)

Place of storing food grains	N=36	%
Head master house	8	22.22%
SMDC chairperson house	5	13.88%
Store room	3	8.33%
Cooks' house	5	13.88%
Classroom	2	5.55%
School office room	13	36.11%

Table 1.20 reveals that 22.22% of the sample schools visited stored food grains and other ingredients at Head Master house, 13.88% of the sample schools visited stored food grains at SMDC chairperson house, 8.33% of the sample schools visited stored food grains at kitchen-cum-store room i.e. Lamalaba Government Junior High School, Tamenglong Higher Secondary School and Longmai (Noney) Primary School, 13.88% of the sample schools visited stored food grains at cook's house, 5.55% of the sample schools visited stored food grains in classrooms i.e. Tamei Head Quarter Government Primary School and Happy Villa Government Primary School, whereas 36.11% of the sample schools visited have stored food grains at school office rooms.

1.21. Availability of water for cooking and drinking purposes.

Category	N=36	%
Pond-water	1	2.77%
Tap-water	4	11.11%
River-water	1	2.77%
Stream-water	3	8.33%
Tankey-water	6	16.66%
Pipe-water	18	50%
Spring-water	2	5.55%
Rain-water	1	2.77%

Table 1.21 reveals that 50% of the sample schools visited used pipe water for drinking and cooking purposes, 16.66% of the sample schools visited used Tankey water, 11.11% of the sample schools used Tap water i.e. News Kaphundai Primary School, Akhui Government Junior High School, Model-village High School and Gadialong Government Primary School, 8.33% of the sample schools visited used Stream water i.e. Dialong Junior High School, Tamei Head-Quarter Government Primary School and Farmlane Primary School, 5.55% of the sample schools visited used Spring water i.e. BhalokKhunou Primary School and Old Tamenglong Junior High School, 2.77% of the sample school visited used River water i.e.

Sonpram Primary School, 2.77% of the sample school used Pond water i.e. Namlalong Primary School, whereas 2.77% of the sample school visited used harvested rain water for cooking and drinking purpose i.e. Tamenglong Higher Secondary School.

Table 1.22 Availability of Kitchen Devices

Kitchen devices	N=36	%
Adequate	11	30.55%
Inadequate	23	63.88%
No-utensils	2	5.55%

Table 1.22 reveals that 30.55% of the sample schools visited have adequate kitchen devices (utensils), 63.88% of the sample schools visited have inadequate kitchen devices (utensils), whereas 5.55% of the sample schools visited have no kitchen devices (utensils) at present. They are Tamenglong Head-Quarter Primary School and Raengkhang No-1 Primary School. In the case of Raengkhang No-1 Primary School, the School is using utensils of the local club on hiring basis to meet the urgent need.

Table 1.23 Kind of fuel used for cooking

Fuel used	N=36	%
Gas-based	-	-
Firewood	36	100%

Table 1.23 reveals that 100% of the sample schools visited used firewood as fuel for cooking purposes. As such, Mid-Day-Meal (MDM) kitchens of the district happened to be one of the sources of air pollution having the problem of health hazards.

Table 1.24 Safety and Hygiene of Mid-Day-Meal (MDM) programme

Safety and Hygiene	N=36	%
Good	-	-
Poor	36	100%
Fair	-	-

Table 1.24 reveals that 100% of the sample schools visited have poor environmental conditions as there is no fencing around the school campus for the safety of the children studying in these schools. As for the hygienic ways of life, there is also lack of proper use of dustbins in these schools.

Table 1.25 Teacher encouraged the children to wash hands before and after eating.

Washing Hands	N=36	%
Yes	36	100%
No	-	-

Table 1.25 reveals that 100% of the sample schools visited encouraged the children to wash their hands before and after taking Mid-Day-Meal (MDM) programme implemented by their teachers.

Table 1.26 Children take meals in an orderly manner

Orderly Manner of Taking Meals	N=36	%
Yes	36	100%
No	-	-

Table 1.26 reveals that 100% of the students of the sample schools visited have taken their meals in an orderly manner.

Table 1.27 Community Participation and Awareness in Mid-Day-Meal (MDM)

Community Participation and Awareness	N=36	%
Yes	31	86.11%
No	5	13.88%

Table 1.27 reveals that 86.11% of the sample schools visited have proper Community Participation and Awareness about the benefits of Mid-Day-Meal (MDM) whereas 13.88% of the sample schools visited have no Community Participation and Awareness about Mid-Day-Meal (MDM) programme.

Table 1.28 Supervision and Inspection of Mid-Day-Meal (MDM) by Officials

Frequency	N=36	%
One time in a year	5	13.88%
Two time in a year	17	47.22%
Three time in a year	2	5.55%
Four time in a year	3	8.33%
Occasionally	2	5.55%
No visit	9	25%

Table 1.28 reveals that 13.88% of the sample schools visited were inspected for Mid-Day-Meal (MDM) purposes by Block level Officers once in a year, 47.22% of the sample schools visited were inspected by officers twice in a year, 5.55% of the sample schools visited were inspected by officers thrice in a year i.e. New Pallong Primary School and CharoiChagotlong High School, 8.33% of the sample schools visited were inspected by officers four times in a year, 5.55% of the sample schools visited were inspected by officers occasionally, whereas 25% of the sample schools visited were not inspected by officers.

Table 1.29 Impact of Mid-Day-Meal (MDM)

MDM Impact	N=36	%
Improved the Enrolment	18	50%
Nutritional Status of the children	4	11.11%
Both	14	38.88%

Table 1.29 reveals that 50% of the sample schools visited have the benefits of improvement of the enrolment of the students, 11.11% of the sample schools visited got improvements in the nutritional status of the children, whereas 38.88% of the sample schools visited got the impact act on both the attendance of the students in schools and the nutritional status of the children.

EXECUTIVE SUMMARY OF TAMENGLONG DISTRICT FOR
MID-DAY-MEAL (MDM) PROGRAMME

In Tamenglong district, there are 300 schools including Primary schools, Upper Primary Schools, High Schools and higher Secondary Schools. Out of 300 schools, there are 92 schools in Nungba Block, 54 in Tamei Block, 87 in Tamenglong Block and 67 in Tousem Block. From these 4(four) blocks monitoring team selected 40 (forty) sample schools including 1(one) KGBV, 2 (two) NPEGELs and 1(one) Special training Centre for Residential Bridge Course (RBC). But these 4 (four) schools under different interventions are not providing Mid-Day-Meals (MDM) in the same manner with that of other SSA schools due to the nature of the institution.

In Tamenglong district, Mid-Day-Meal (MDM) scheme in schools was started in 1996. During at that time MDM was only in the form of foodgrains supplied for students. After 9 years, cooking hot food for MDM started i.e. 2005.

The Mid-Day-Meal (MDM) scheme in schools was taken up to motivate children to supplement their nutritional status as they would be provided with free meals. MDM scheme is being implemented in 36 (thirty six) sample schools of Tamenglong District, Manipur in accordance with SSA Scheme.

1. Regularity in Serving Meal:

Out of 40 (forty) sample schools, 36 sample schools have provided MDM i.e. 90% . But 4 schools are not providing MDM i.e. 10% due to the nature of the intervention as mentioned above in table 1.1 . These 36 schools serving hot cooked meals, the number of MDM being served during the monitoring period are ranging from 1-5 days i.e. 2 sample schools., 6-10 days in 15 sample schools, 11-15 days i.e. 18 sample schools and 16 and above i.e. 1 (one) sample school. The name of the 2(two) schools which have the lowest number of days for serving MDM are- Nungtek Primary School and Tamenglong Higher Secondary School. i.e. 1-5 days. The lone highest MDM served school is Longmai (Noney) Primary School i.e. 16 and above.

2. Regularity in delivering food grains to schools:

There is no regularity in delivering foodgrains to schools during the monitoring period in Tamenglong district as a whole.

3. Regularity in delivering cooking cost to schools:

The current approved rates of cooking-cost are Rs. 2.89 paisa for Primary schools and Rs. 4.33 paisa for Upper primary schools. But there is the problem of delayed in delivering cooking costs to school level due to unreleased of fund by the State Government in time.

4. Mode of Paying cooking-Cost to Schools:

In Tamenglong district, the mode of payment of cooking – cost to schools is mostly through banking channel, even though cash payment had been made in exceptional circumstances.

5. Social Equity:

There is no gender, caste and Community discriminations among the students during the time of taking Mid-Day Meal (MDM) in Tamenglong district.

6. System of Serving food and sitting arrangements for eating:

Majority of the sample schools adopted floor arrangements for serving and taking MDM i.e. 52.77% while 3(three) schools adopted both the floor and bench-desk arrangement for serving food and eating purposes. These 3(three) sample schools are – Bhalok Government Junior High School, CharoiChagotlong High School and Gadiaphramlane Lower Primary School.

7. School displaying its weekly menu at a place noticeable to Community:

None of the sample schools displayed their weekly menu at a place noticeable to community. All the sample schools are also not displaying MDM logos at their kitchen sheds.

8. Deciding of Menu

In most of the sample schools, menu has been decided by Headmasters. Menu decided by Headmistress is Haflong ward No-9 Primary School, Menu decided by cooks and teaching staff members is New Kaphundai Primary School and Menu decided by SMDC and teaching staff members is old Dialong Primary school.

9. Variety of the food served:
100% of the sample schools visited served variety of menu like dal, seasonal vegetables meat, fish, eggs etc.
10. Daily menu of MDM:
100% of the sample schools visited served rice, dal, vegetables as menu in Tamenglong district SSA schools as and when they served MDM.
11. Quality of food grains:
25 (twenty-five) sample schools visited got good quality food grains, while 6(six) schools have average quality of foodgrains i.e. Happy Villa Government Primary School, Gadiapharmlane Lower Primary School, Langmei Primary School, Dialong Junior High School, Nungtek Primary School and Longmai (Noney) Primary school and 5(five) sample schools have poor quality food grains they are new Kaphundai Primary School, New Pallong Primary School, Tengkonjang Higher Secondary School, CharoiChagotlong High School and RaengKhung No.-1 Primary School.
12. Quantity of food grains:
Majority of the sample schools have inadequate quantity of food grains. So, children/students are not happy.
13. Coverage under school health Programme:
ShriDeveshDayal, Mission Director, NHRM clarified that 109 Master trainers have been trained for School Health Programme. But there is no such master trainers' facilities available in Tamenglong District of Manipur and none of the sample schools maintained Health cards for students studying in those schools covered by the scheme of NHRM.
14. Frequency of Health check-up:
None of the sample schools adopted health check-up of the students, even though it is essentially required to know health status of the students.
15. Giving micro nutrients (Iron, folic-acid, vitamin-A dosage) and de-warming medicine periodically to students.
None of the sample schools had given micronutrients (Iron, folic-acid, vitamin-A dosage) and de-warming medicine periodically to the students as stipulated in SSA scheme.
16. Status of Cooks:
100% of the sample schools visited had the facility of cooks in the schools and all the cooks are belonging to Scheduled Tribes (ST) category as Tamenglong district is predominantly ST district. Most of the cooks belonged to the under privileged class of women, except 1(one) male helper in TengkonjangHigherSecondary School, Noney.
17. Number of cooks and cooks-cum-helpers engaged in the school as per GOI norms:

12 sample schools engaged only cooks, while remaining 24 sample school engaged both cooks and cooks-cum-helpers as per Government of India (GOI) norms.

18. Remuneration Paid to cooks and cooks-cum-helpers:

100% of the sample schools visited have delayed payment of remuneration to cooks and cooks-cum-helpers. Remuneration paid to them was Rs. 1,500/- per month on proportionate sharing basis.

19. Availability of Kitchen Shed:

15(fifteen) sample schools have kuccha kitchen-sheds and the conditions of the kitchen-sheds are poor, while remaining 21(twenty one) sample schools have no kitchen-sheds at present. But they somehow managed to prepare the MDM either in the house of cooks or Head master's house or inside the classroom whichever is convenient to the school.

20. Storing of food grains and other ingredients of MDM

Food grains and other ingredients of MDM are stored in the houses of the Headmasters, SMDC, Chairpersons house, School storerooms, cooks' house, Class rooms and School office rooms. But majority of the sample school visited stored the foodgrains and other ingredients of MDM in school office rooms.

21. Availability of water for cooking and drinking purposes:

Most of the sample schools used pipe water for cooking and drinking purposes of MDM, excepts one school. The name of the school using river water for cooking and drinking purposes of MDM is Sonpram Primary school. The school using rain water for cooking and drinking purposes of MDM is Tamenglong Higher Secondary school, Tamenglong Head quarter.

22. Availability of Kitchen Devices:

The utensils provided under this scheme are inadequate in most of the sample schools. But in Raengkhung No-1 Primary School and Tamenglong Head Quarter Primary School have no utensils available from SSA even at present.

23. Kinds of fuel used:

100% of the sample schools visited used firewood as fuel for cooking purposes of MDM in Tamenglong District.

24. Safety and Hygiene of MDM Programme:

100% of the sample schools visited have poor environmental conditions as there is no school wall fencing around the school campus for the safety of the students studying in these schools. The schools are also not having student friendly environment. For the hygienic ways of life, there is also lack of proper use of dustbins in these schools to inculcate the habit of proper disposal of waste products.

25. Teacher encouraged the children to wash hands before and after taking MDM:

Children/students were encouraged to wash their hands before and after taking of MDM by their teachers. But almost all the schools have done it in the

manner of pouring water from a bucket and also not using hand-washing soaps or towels which are also required.

26. Children take meals in orderly manner:

100% of the sample school students have taken their meals in an orderly manner.

27. Community Participation and Awareness (CPA) in Mid-Day-Meal(MDM):

Majority of the sample schools have both proper Community Participation and Awareness about the MDM. The general awareness of MDM is satisfactory in 5 sample schools, 14 sample schools have good awareness of MDM, general awareness of MDM is average in 12 sample schools, while the general awareness of MDM is poor in 5 sample schools of Tamenglong district.

28. Supervision and Inspection of MDM by Officials:

27(twenty-seven) sample schools were inspected for MDM purposes by Block level officers twice in a year, while 9(nine) sample schools were not inspected by officers.

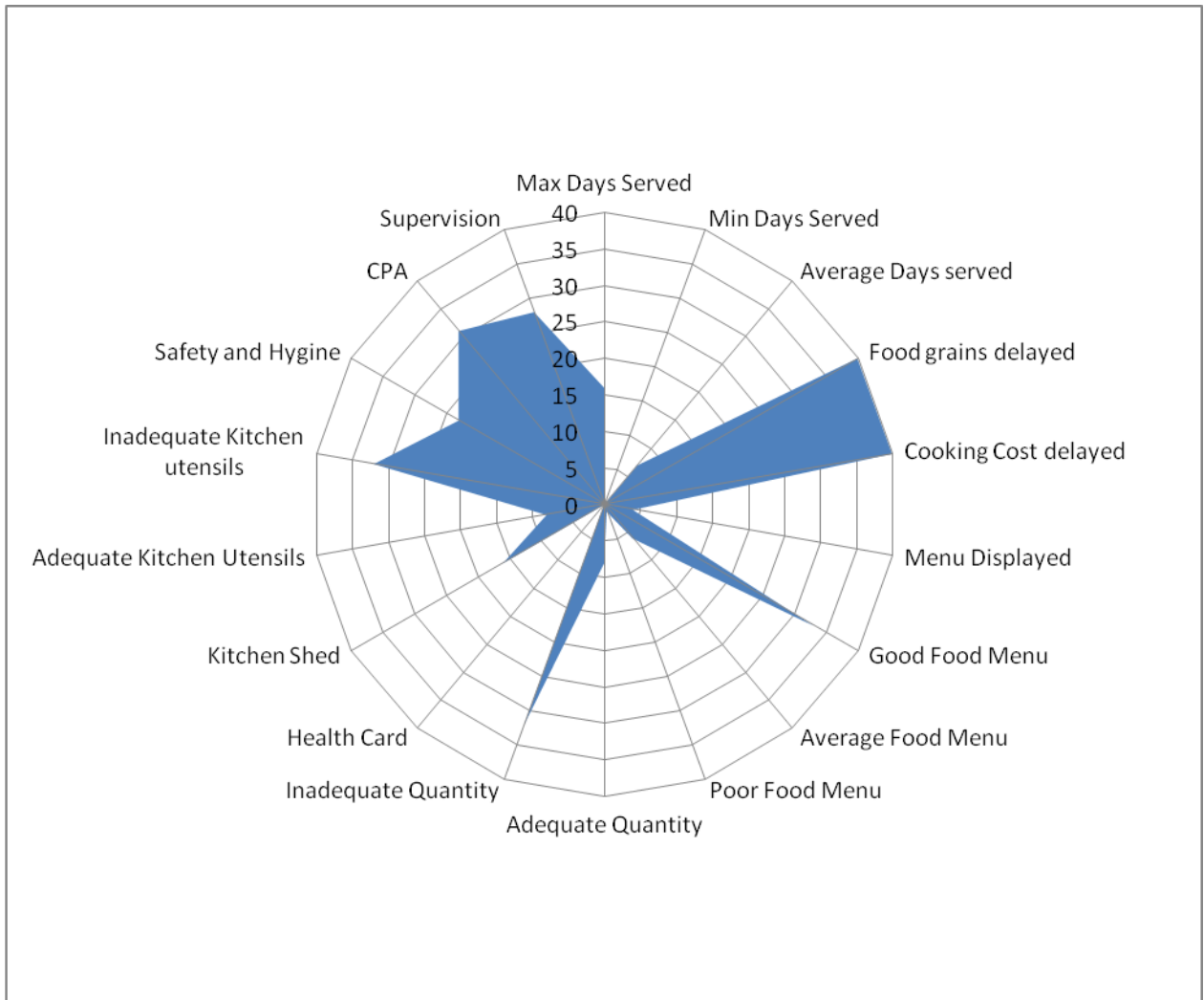
29. Impact of MDM:

18(eighteen) sample schools have the benefits of increasing the enrolment of the students by MDM and 4(four) sample schools got improvement in the nutritional status of the children, while 14(fourteen) sample schools got the impact of the improvement in both the attendance of the students in schools and the nutritional status of the children.

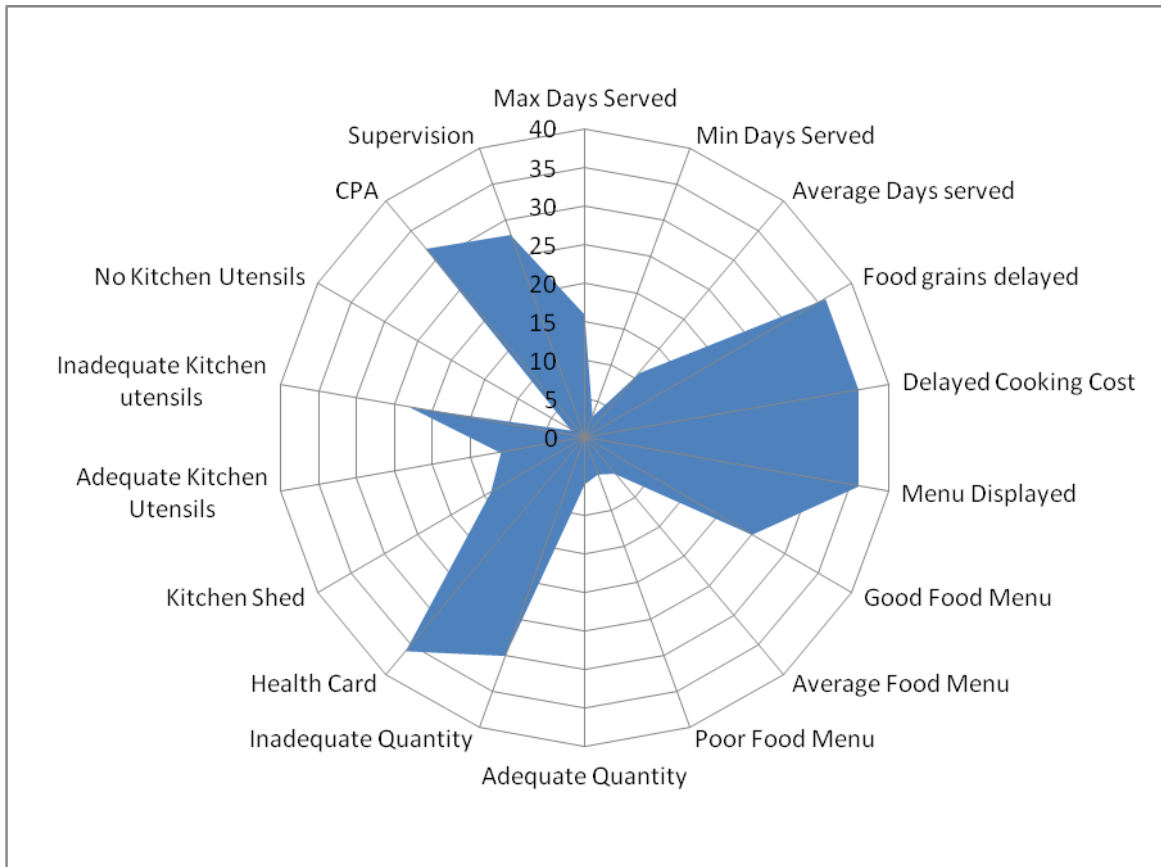
30. Issues relevant of MDM implementation:

- a) Transportation charge to be borne by the ZEO Office for delivering food grains from District Head quarter to school.
- b) Regular delivering of cooking cost and foodgrains together.
- c) Quality improvement of foodgrains for attracting the learners
- d) Regular payment of the cooks and cooks-cum-helpers' remuneration
- e) Enhancement of cooking-cost and cooks and cooks-cum-helpers' remuneration commensurate with increasing cost of essential commodities.
- f) Frequent visit to schools by BRP/CRP during the time of serving Mid-Day-Meal (MDM)
- g) Inadequate utensils should be supplemented
- h) Kitchen-sheds required to those 21(twenty one) sample schools which have no kitchen shed at present during the monitoring period.

**OVERALL PERFORMANCE SCORE CARD
MDM SENAPATI DISTRICT**

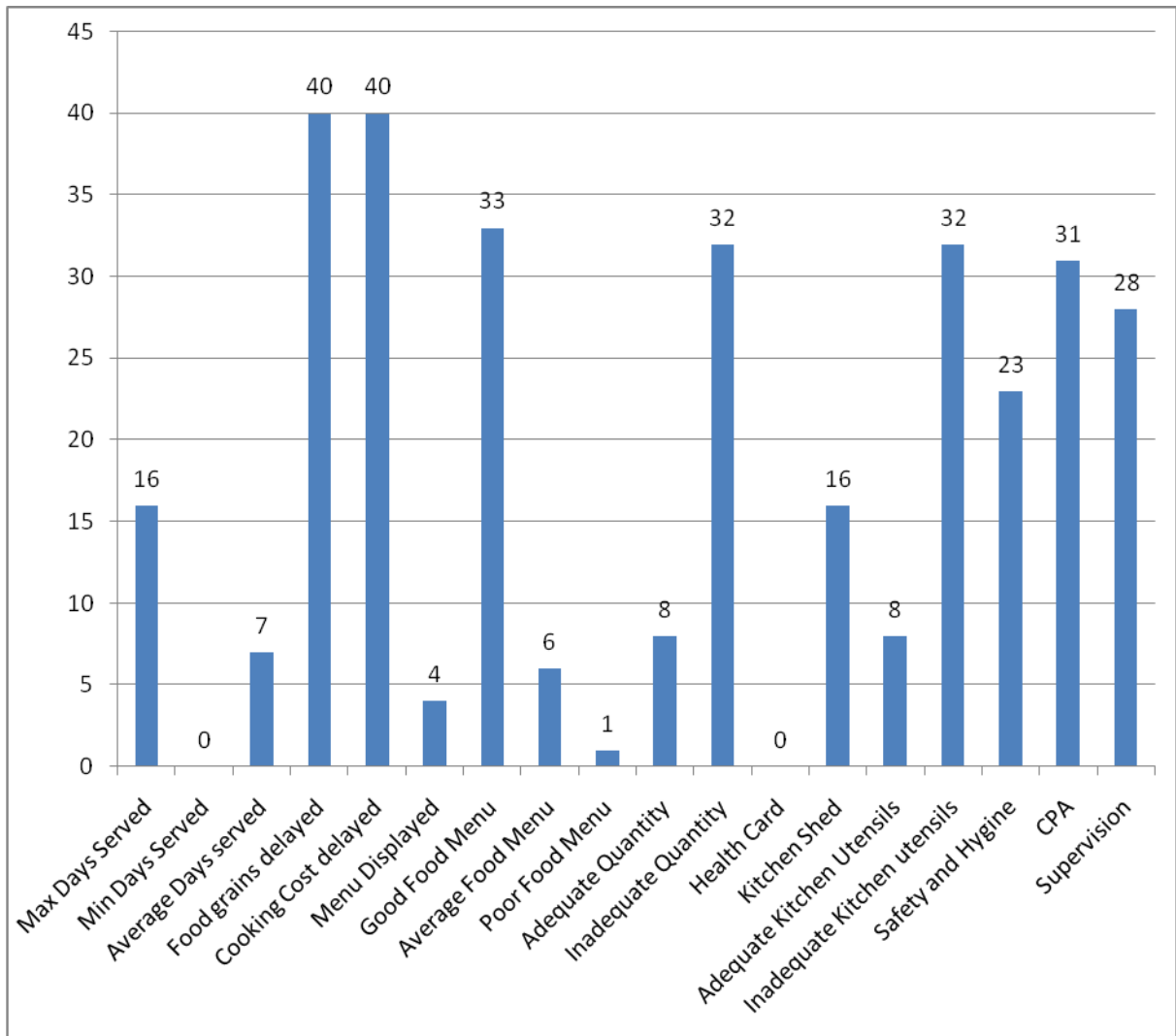


**OVERALL PERFORMANCE SCORE CARD
MDM TAMENGLONG DISTRICT**



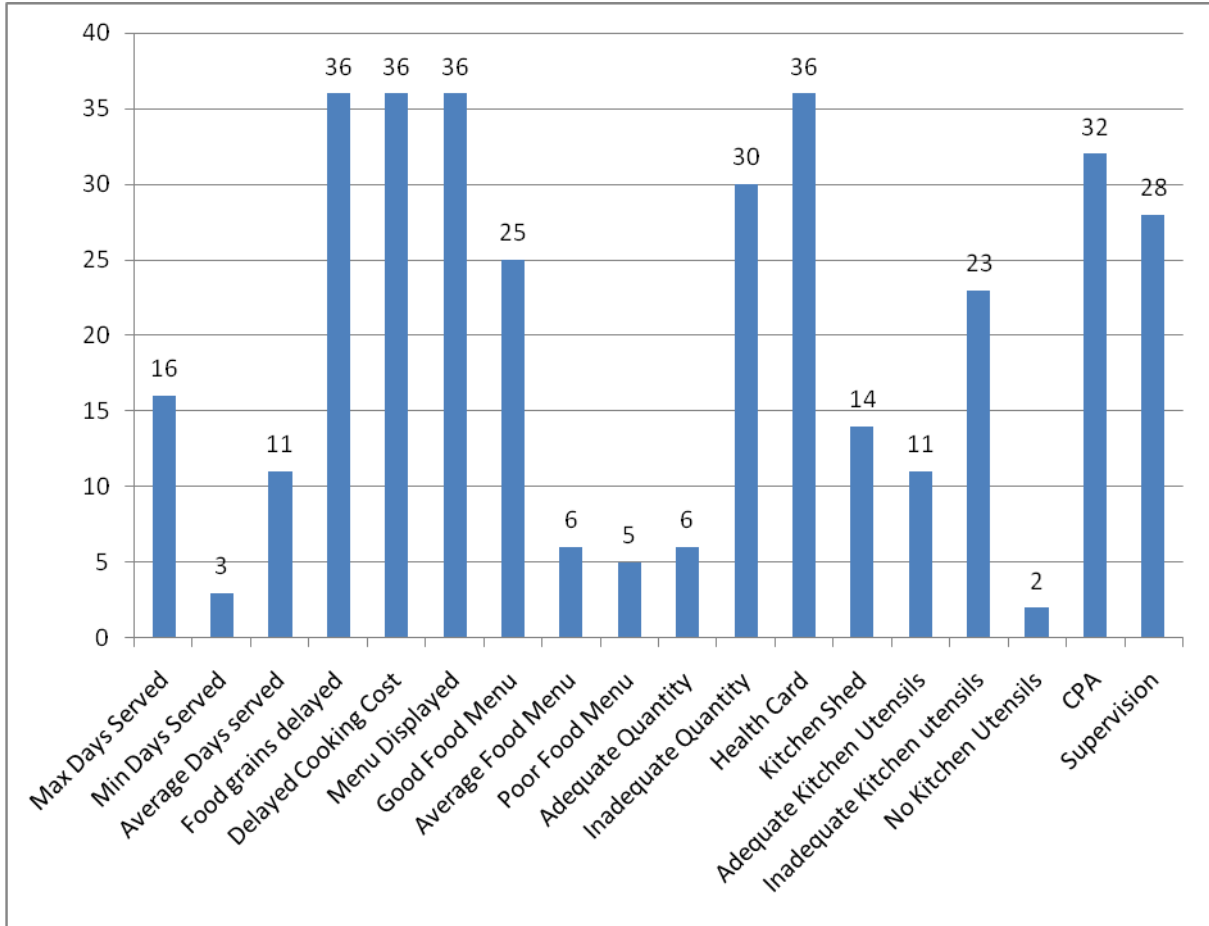
CHARTS GIVING DETAILED INFORMATION ABOUT MDM

SENAPATI DISTRICT



CHARTS GIVING DETAILED INFORMATION ABOUT MDM

TAMENGLONG DISTRICT



ANNEXURE - III

The following institutions are selected by MI/SSA/MU for the first field visit for monitoring and supervision of SSA in the Senapati District, Manipur

Sl. No.	Name of the schools	DISE CODE
1	Shajouba UJB	14010517605
2	Sadar Patel H/S	14010510001
3	Mao Maram H/S	14010511502
4	Maram Hindi UJB/S	14010513705
5	Katomeicentre P/S	14010503001
6	Purul Govt. Hr. Sec/S	14010600401
7	Oinam Hills H/S	14010600601
8	ThingbaKhonou Jr. H/S	14010600901
9	ThingbaKhunou P/S	14010600902
10	Taphou Naga UJB/S	14010505901
11	Mao P/S	14010508802
12	Paomata H/S	14010408501
13	Saranamai UJB/S	14010404301
14	TunggamGovt UJB/S	14010408302
15	Tungjoykhunou Aided L.P.S	14010400201
16	Tungjoy Boys P/S	14010400102
17	Tungjoy Jr. H/S	14010400113
18	Maram Hindi Aided Jr. H/S	14010513701
19	Koide Besu L.P.S	14010600201
20	PurulAkutpa UJB	14010600301
21	IrongNgoubikhong L.P.S	14010318002
22	Chingmang Govt. Jr. H/S	14010307001
23	Horton L.P.S	14010323001
24	Kamuching Govt. Jr. H/S	14010318901
25	BungteKhullen Aided P/S	14010209702
26	R.K. Sanajaoba Aided P/S	14010219806
27	Khunkho (Kuki) UJB/S	14010204501
28	Kangchupchiru UJB/S	14010208401
29	Ponlien Jr. H/S	14010220501
30	DolangKhunou Jr. H/S	14010210301
31	Haokhongching P/S	14010318601
32	Nongchup Haram Jr. H/S	14010211201
33	Kalapahar Jr. Govt	14010115301
34	Maram Jr. H/S	14010100101
35	Tumnoupokpi Govt. Jr. H/S	14010104101
36	TaphouKuki UJB/S,	14010104701
37	Keithelmanbi UJB/S	14010113704
38	Sadar Hills Model Jr. H/S	14010120301
39	Sarwaswati Hindi Govt. JBS	14010119601
40	Gamnophi UJB/S	14010119001

ANNEXURE - IV

The following institutions are selected by MI/SSA/MU for the first field visit for monitoring and supervision of SSA in the Tamenglong District, Manipur

Sl. No.	Name of the schools	DISE CODE
1	Akhui Govt. Jr. H/S	14020103401
2	Bhalokgovt Jr. H/S	14020101702
3	BhalokKhunou P/S	14020101703
4	CharoiChagotlong H/S	14020407601
5	Dialong Jr. H/S	14020102102
6	Farmlane P/S	14020104805
7	GadialongGovt P/S	14020104602
8	Gadiapharmlane LP/S	14020104603
9	Haflong ward No.9 P/S	14020104802
10	Happy Villa Govt. P/S	14020104601
11	Inrenglong P/S	14020104801
12	Kabonram P/S	14020302701
13	Kahulong P/S	14020103201
14	KGBV	14020202302
15	Khongjarom Jr. H/S	14020103901
16	Lamlabagovtjr. H/S	14020302201
17	Langmei P/S	14020300102
18	Longchai LP/S	14020206101
19	Longmai (Noney) P/S	14020407802
20	Model Residential school	14020400303
21	Model village Govt. H/S	14020104503
22	Namlalong P/S	14020104404
23	Namthan Aided P/S	14020104803
24	New Kaphundai P/S	14020204401
25	New Mandeu aided LP/S	14020202301
26	New Phallong P/S	14020203101
27	NPEGEL (Aben Govt. P/S)	14020205601
28	NPEGEL (Oinamlong Govt. Jr. H/S)	14020200802
29	Nungtek P/S	14020101101
30	Oinan P/S	14020200801
31	Oinanlong Jr. H/S	14020200802
32	Old Dialong P/S	14020102101
33	Old Tamenglong Jr. H/S	14020104804
34	Raengkhung No.1 P/S	14020102501
35	Rangkekiulong P/S	14020204101
36	Sonpram P/S	14020101801
37	Tamei H/Q govt. P/S	14020300201
38	Tamenglong H.Q. P/S	14020104502
39	TamenglongHr.Sec/S	14020104301
40	Tengkongang Hr. Sec/S	14020404201

ANNEXURE – V

District 1: Senapati MDM

1	2	3	4	5	6	7	8	9	10	11	12	13	14	15	16	17	18	19
Sl.	Name of the schools	No. of days served	Delivery of food grains	Delivery of cooking cost	Menu display	Quality of menu	Quantity of menu	Healthcard maintained	Status of cook	Kitchen shed	No. of cooks	No. of helper	Portable water	Kitchen utensils	Fuel	Safety and hygiene	CPA	Super vision
1	Shajouba UJB	12	delayed	delayed	No	Good	Adequate	No	ST	Yes	1(F)	1(F)	Stream	Inadequate	Firewood	Yes	Yes	Occasionally
2	Sadar Patel H/S	12	delayed	delayed	No	Good	Inadequate	No	ST	Yes	1(F)	0	Stream	Inadequate	Firewood	Yes	No	Occasionally
3	Mao Maram H/S	12	delayed	delayed	No	Good	Inadequate	No	ST	No	1(F)	0	Tape	Inadequate	Firewood	Yes	No	Occasionally
4	Maram Hindi UJB/S	12	delayed	delayed	No	Good	Adequate	No	ST	No	1(F)	1(F)	Stream	Inadequate	Firewood	No	Yes	No
5	Katomeicentre P/S	12	delayed	delayed	No	Good	Inadequate	No	ST	No	1(F)	0	Tape	Inadequate	Firewood	Yes	Yes	Occasionally
6	Purul Govt. Hr. Sec/S	12	delayed	delayed	No	Good	Inadequate	No	ST	Yes	2(F)	1(F)	Tape	Inadequate	Firewood	Yes	Yes	Occasionally
7	Oinam Hills H/S	16	delayed	delayed	No	Good	Inadequate	No	ST	Yes	1(F)	0	Stream	Inadequate	Firewood	Yes	Yes	Occasionally
8	ThingbaKhouou Jr. H/S	16	delayed	delayed	No	Good	Inadequate	No	ST	Yes	1(F)	0	Stream	Inadequate	Firewood	No	Yes	Occasionally
9	ThingbaKhouou P/S	15	delayed	delayed	No	Average	Inadequate	No	ST	No	1(F)	0	Stream	Inadequate	Firewood	No	No	Occasionally
10	Taphou Naga UJB/S	15	delayed	delayed	Yes	Good	Inadequate	No	ST	Yes	1(M)	1(F)	Tape	Adequate	Firewood	Yes	Yes	Occasionally
11	Mao P/S	12	delayed	delayed	Yes	Good	Adequate	No	ST	No	1(M)	1(F)	Stream	Inadequate	Firewood	No	Yes	Occasionally
12	Paomata H/S	12	delayed	delayed	No	Good	Adequate	No	ST	No	1(F)	0	Tape	Inadequate	Firewood	Yes	Yes	Occasionally
13	Saranamai UJB/S	16	delayed	delayed	No	Good	Inadequate	No	ST	Yes	1(F)	0	Well	Inadequate	Firewood	No	Yes	Occasionally
14	TunggamGovt UJB/S	12	delayed	delayed	No	Good	Inadequate	No	ST	No	1(F)	0	Tape	Inadequate	Firewood	Yes	Yes	Occasionally
15	Tungjoykhunou Aided L.P.S	12	delayed	delayed	No	Good	Adequate	No	ST	No	1(F)	1(F)	Stream	Inadequate	Firewood	Yes	Yes	Occasionally
16	Tungjoy Boys P/S	12	delayed	delayed	No	Good	Inadequate	No	ST	No	1(F)	0	Tape	Inadequate	Firewood	No	No	Occasionally
17	Tungjoy Jr. H/S	12	delayed	delayed	Yes	Good	Inadequate	No	ST	No	1(F)	1(F)	Stream	Inadequate	Firewood	No	Yes	Occasionally
18	Maram Hindi Aided Jr. H/S	16	delayed	delayed	No	Good	Inadequate	No	ST	Yes	1(M)	0	Stream	Inadequate	Firewood	No	Yes	Occasionally
19	Koide Besu L.P.S	0	delayed	delayed	No	Average	Inadequate	No	ST	No	1(F)	0	Stream	Inadequate	Firewood	No	Yes	Occasionally
20	PurulAkutpa UJB	12	delayed	delayed	No	Good	Adequate	No	ST	No	1(F)	1(F)	Pond	Inadequate	Firewood	No	Yes	Occasionally
21	IrongNgoubikhong L.P.S	0	delayed	delayed	No	Good	Inadequate	No	ST	Yes	1(F)	0	Stream	Inadequate	Firewood	No	Yes	No
22	Chingmang Govt. Jr. H/S	12	delayed	delayed	No	Good	Inadequate	No	ST	No	1(F)	0	H. Pump	Adequate	Firewood	No	No	No
23	Horton L.P.S	10	delayed	delayed	No	Good	Inadequate	No	ST	No	1(F)	0	Tape	Inadequate	Firewood	No	Yes	Occasionally
24	Kamuching Govt. Jr. H/S	10	delayed	delayed	No	Good	Inadequate	No	ST	Yes	1(F)	0	Stream	Inadequate	Firewood	No	Yes	No
25	BungteKhullen Aided P/S	0	delayed	delayed	No	Good	Adequate	No	ST	Yes	1(F)	0	Stream	Inadequate	Firewood	No	Yes	No
26	R.K. Sanajaoba Aided P/S	0	delayed	delayed	No	Good	Adequate	No	ST	Yes	1(F)	0	Well	Adequate	Firewood	No	No	No
27	Khunkho (Kuki) UJB/S	0	delayed	delayed	No	Good	Inadequate	No	ST	No	1(F)	0	Stream	Inadequate	Firewood	No	Yes	No
28	Kangchupchiru UJB/S	0	delayed	delayed	No	Good	Inadequate	No	ST	No	1(F)	0	Tape	Inadequate	Firewood	Yes	Yes	Occasionally
29	Ponlien Jr. H/S	0	delayed	delayed	No	Average	Adequate	No	ST	No	1(F)	0	Spring	Inadequate	Firewood	Yes	Yes	Occasionally
30	DolangKhouou Jr. H/S	0	delayed	delayed	No	Good	Inadequate	No	ST	No	1(F)	0	Stream	Inadequate	Firewood	Yes	No	No

31	Haokhongching P/S	0	delayed	delayed	No	Average	Inadequate	No	ST	No	1(F)	0	Tape	Adequate	Firewood	Yes	Yes	No
32	Nongchup Haram Jr. H/S	0	delayed	delayed	No	Average	Inadequate	No	ST	No	1(F)	0	Stream	Inadequate	Firewood	Yes	Yes	No
33	Kalapahar Jr. Govt	0	delayed	delayed	No	Good	Inadequate	No	ST	No	1(F)	0	tape	Adequate	Firewood	Yes	Yes	Occasionally
34	Maram Jr. H/S	0	delayed	delayed	No	Good	Inadequate	No	ST	No	1(F)	0	Tape	Adequate	Firewood	Yes	Yes	Occasionally
35	Tumnoupokpi Govt. Jr. H/S	0	delayed	delayed	No	Good	Inadequate	No	ST	Yes	1(F)	1(F)	Tape	Adequate	Firewood	Yes	No	Occasionally
36	TaphouKuki UJB/S,	0	delayed	delayed	No	Poor	Inadequate	No	ST	Yes	1(F)	1(F)	Tape	Inadequate	Firewood	Yes	No	Occasionally
37	Keithelmanbi UJB/S	0	delayed	delayed	No	Good	Inadequate	No	ST	No	1(F)	1(F)	Stream	Inadequate	Firewood	Yes	Yes	Occasionally
38	Sadar Hills Model Jr. H/S	0	delayed	delayed	Yes	Good	Inadequate	No	ST	Yes	1(F)	1(F)	Stream	Inadequate	Firewood	Yes	Yes	Occasionally
39	Sarwaswati Hindi Govt. JBS	0	delayed	delayed	No	Good	Inadequate	No	ST	Yes	1(F)	1(F)	Stream	Adequate	Firewood	Yes	Yes	No
40	Gamnophi UJB/S	0	delayed	delayed	No	Average	Inadequate	No	ST	No	1(F)	1(F)	Stream	Inadequate	Firewood	Yes	Yes	No

ANNEXURE - VI

District 2: Tamenglong MDM

1	2	3	4	5	6	7	8	9	10	11	12	13	14	15	16	17	18	19	20	21	22	
Sl.	Name of the schools	No. of days served	No. of cooks	No. of helper	Delivery of food grains	Delivery of cooking cost	Mode of payment	MDM community discrimination	Seating/eating arrangement	Menu display	Menu deciding	Menu variety	Menu Quality	Menu Quantity	Health card	Kitchen	Store room(school office/ head master house/ cook house/SMDC)	Portable water	Kitchen devices	Fuel	CPA	Inspection and Super vision
1	Model village Govt. H/S	15	3 (F)	0	Delayed	Delayed	Banking	No	Floor	No	H/Master	Yes	Good	Inadequate	No	Pucca	Office	Pipe	Adequate	Firewood	Sometimes	Occasional
2	Gadialong Govt P/S	10	3 (F)	(F)	Delayed	Delayed	Banking	No	Floor	No	H/Master	Yes	Good	Adequate	No	Kuccha	H. Master	Tap	Inadequate	Firewood	Sometimes	Occasional
3	Oinan P/S	12	3 (F)	(F)	Delayed	Delayed	Banking	No	Floor	No	H/Master	Yes	Good	Adequate	No	No	Shop	Pipe	Inadequate	Firewood	Sometimes	No
4	Oinanlong Jr. H/S	6	3 (F)	(F)	Delayed	Delayed	Banking	No	Floor	No	H/Master	Yes	Good	Adequate	No	No	Office	Pipe	Inadequate	Firewood	Sometimes	No
5	New Mandeu aided LP/S	10	3 (F)	(F)	Delayed	Delayed	Banking	No	B & desk	No	H/Master	Yes	Good	Inadequate	No	No	Cooks	W. tank	Inadequate	Firewood	Sometimes	No
6	Longchai LP/S	10	3 (F)	(F)	Delayed	Delayed	Banking	No	B & desk	No	H/Master	Yes	Good	Inadequate	No	No	HM House	Pipe	Adequate	Firewood	Sometimes	No
7	Rangkekiulong P/S	10	3 (F)	(F)	Delayed	Delayed	Banking	No	Floor	No	H/Master	Yes	Good	Adequate	No	No	Cooks	W. tank	Inadequate	Firewood	Sometimes	4 times
8	New Kaphundai P/S	10	3 (F)	(F)	Delayed	Delayed	Cash	No	B & desk	No	H/Master	Yes	Poor	Inadequate	No	No	Member	Tap	Inadequate	Firewood	Sometimes	No
9	Old Tamenglong Jr. H/S	12	3 (F)	(F)	Delayed	Delayed	Banking	No	Floor	No	H/Master	Yes	Good	Inadequate	No	Kuccha	H. Master	Spring	Inadequate	Firewood	Sometimes	2 times
10	Namlalong P/S	8	3 (F)	(F)	Delayed	Delayed	Banking	No	Floor	No	H/Master	Yes	Good	Inadequate	No	No	H. Master	Pond	Inadequate	Firewood	No	2 times
11	Happy Villa Govt. P/S	12	3 (F)	(F)	Delayed	Delayed	Cash	No	Floor	No	H/Master	Yes	Average	Inadequate	No	Kuccha	Class room	Pipe	Inadequate	Firewood	Sometimes	2 times
12	Tamenglong Hr. Sec/S	4	3 (F)	(F)	Delayed	Delayed	Banking	No	B & desk	No	H/Master	Yes	Good	Inadequate	No	No	Store room	Rain	Adequate	Firewood	No	Frequentl
13	Tamenglong H. Q. P/S	12	3 (F)	(F)	Delayed	Delayed	Banking	No	B & desk	No	H/Master	Yes	Good	Inadequate	No	No	Cooks	Pipe	Nil	Firewood	Sometimes	1 times
14	Inrenglong P/S	12	3 (F)	(F)	Delayed	Delayed	Cash	No	Floor	No	H/Master	Yes	Good	Inadequate	No	Kuccha	Office	W. tank	Inadequate	Firewood	Sometimes	2 times
15	Haflong ward No.9 P/S	8	3 (F)	(F)	Delayed	Delayed	Cash	No	B & desk	No	H/Master	Yes	Good	Inadequate	No	Kuccha	Office	Pipe	Adequate	Firewood	Sometimes	2 times
16	Kahulong P/S	12	3 (F)	(F)	Delayed	Delayed	Banking	No	B & desk	No	H/Master	Yes	Good	Inadequate	No	No	Office	W. tank	Inadequate	Firewood	Sometimes	1 times
17	Akhui Govt. Jr. H/S	15	3 (F)	(F)	Delayed	Delayed	Banking	No	B & desk	No	H/Master	Yes	Good	Inadequate	No	No	Office	Tap	Inadequate	Firewood	Sometimes	2 times
18	Gadiapharmlane LP/S	8	3 (F)	(F)	Delayed	Delayed	Banking	No	FB & desk	No	H/Master	Yes	Average	Inadequate	No	Kuccha	Office	Pipe	Inadequate	Firewood	Sometimes	No
19	Sonpram P/S	12	3 (F)	(F)	Delayed	Delayed	Banking	No	Floor	No	H/Master	Yes	Good	Inadequate	No	No	Office	River	Adequate	Firewood	Sometimes	3 times
20	BhalokKhunou P/S	12	3 (F)	(F)	Delayed	Delayed	Banking	No	B & desk	No	H/Master	Yes	Good	Inadequate	No	No	HM house	Spring	Inadequate	Firewood	No	1 times
21	Bhalokgovt Jr. H/S	6	3 (F)	(F)	Delayed	Delayed	Banking	No	FB & desk	No	H/Master	Yes	Good	Inadequate	No	Kuccha	Teacher room	Pipe	Inadequate	Firewood	No	2 times
22	Lamlabagovtjr. H/S	12	3 (F)	(F)	Delayed	Delayed	Cheque	No	Floor	No	H/Master	Yes	Good	Inadequate	No	No	Store room	Tank	Inadequate	Firewood	Sometimes	No
23	Kabonram P/S	8	3 (F)	(F)	Delayed	Delayed	Banking	No	B & desk	No	H/Master	Yes	Good	Inadequate	No	No	Chairman	Pipe	Adequate	Firewood	Sometimes	2 times
24	Langmei P/S	6	3 (F)	(F)	Delayed	Delayed	Banking	No	Floor	No	H/Master	Yes	Average	Inadequate	No	Kuccha	Office	Pond	Inadequate	Firewood	Sometimes	4 times
25	Dialong Jr. H/S	12	3 (F)	(F)	Delayed	Delayed	Banking	No	B & desk	No	H/Master	Yes	Average	Inadequate	No	Kuccha	HM house	Stream	Adequate	Firewood	Sometimes	2 times
26	Tamei H/Q govt. P/S	8	2 (F)	1 (F)	Delayed	Delayed	Cash	No	Floor	No	H/Master	Yes	Good	Inadequate	No	No	Office	Stream	Inadequate	Firewood	Sometimes	2 times
27	Old Dialong P/S	12	2 (F)	0	Delayed	Delayed	Cheque	No	B & desk	No	SMDC/TS	Yes	Good	Inadequate	No	Kuccha	HM House	Pipe	Adequate	Firewood	Sometimes	2 times
28	New Phallong P/S	12	1 (F)	1 (F)	Delayed	Delayed	Banking	No	Floor	No	T. Staff	Yes	Poor	Inadequate	No	Kuccha	Chairman	Pipe	Inadequate	Firewood	Sometimes	3 times
29	Farmlane P/S	10	2 (F)	1 (F)	Delayed	Delayed	Banking	No	Floor	No	HM/TS	Yes	Good	Inadequate	No	No	Office	Stream	Adequate	Firewood	Sometimes	1 times
30	Namthan Aided P/S	15	1 (F)	1 (F)	Delayed	Delayed	Banking	No	B & desk	No	H/Master	Yes	Good	Inadequate	No	No	H. Master	Tank	Adequate	Firewood	Sometimes	1 times
31	Tengkongang Hr. Sec/S	8	2 (F)	1 (M)	Delayed	Delayed	Banking	No	Floor	No	H/Master	Yes	Poor	Inadequate	No	No	Cook's	Pipe	Adequate	Firewood	Sometimes	2 times
32	Nungtek P/S	3	1 (F)	0	Delayed	Delayed	Cash	No	Floor	No	H/Master	Yes	Average	Inadequate	No	Kuccha	H. Master	Pipe	Inadequate	Firewood	Sometimes	2 times
33	CharoiChagotlong H/S	12	1 (F)	1 (F)	Delayed	Delayed	Banking	No	B & desk	No	HM/TS	Yes	Poor	Inadequate	No	No	Secretary	Pipe	Inadequate	Firewood	Sometimes	3 times

34	Raengkhumg No.1 P/S	12	1 (F)	1 (F)	Delayed	Delayed	Banking	No	Floor	No	SMDC/C	Yes	Poor	Inadequate	No	No	Chairman	Pipe	No utensils	Firewood	Sometimes	2 times
35	Longmai (Noney) P/S	16	1 (F)	1 (F)	Delayed	Delayed	Banking	No	B & desk	No	H/Master	Yes	Average	Adequate	No	Kuccha	Kitchen	Pipe	Inadequate	Firewood	Sometimes	No
36	Khongjarom Jr. H/S	15	2 (F)	1 (F)	Delayed	Delayed	Cash	No	Floor	No	H/Master	Yes	Good	Adequate	No	Kuccha	Office	Pipe	Inadequate	Firewood	Sometimes	2 times
37	Model Residential school																					
38	NPEGEL Aben Govt. P/S																					
39	NPEGEL Oinamlong Jr. H/S																					
40	KGBV																					